

Neighbors In Child Care

A Newsletter
for Adults Who
Care for Young
Children

•
Spring 1992
•

WGTE
TOLEDO PUBLIC
BROADCASTING

**MISTER
ROGERS®
NEIGHBORHOOD**



Dear Child Care Providers and Parents


ALMOST EVERY early learning experience gives a child the opportunity to build his or her self-esteem. Children grow in confidence when their curiosity is encouraged and their efforts to explore and discover are supported. They grow in self-respect when they have the chance to create their own play materials and when they are given the chance to experience the depth of their concentration and imagination. Their sense of self is enriched when they are encouraged to make up their own stories and plays and when they are given the freedom to express their inner concerns and to work on mastering them.

Each taste of success, each experience of discovery, every toy made independently, every story spun from his or her own ideas, contributes to a child's feeling of being a capable person.

In short, self-esteem flourishes in partnership with an adult who is interested in a child's inner world. A caring grown-up can do so much to help children understand and manage the feelings of that inner world. Most of all, a teacher or caregiver, as an accepting and welcoming adult friend, can help children to know that each one of them is a valuable person. This, in turn, helps children to see themselves as learners and to take pleasure in what they can become.

Most Sincerely,

Fred Rogers



Neighbors in Child Care
*A Newsletter for Adults Who
Care for Young Children*
Spring 1992

*Editor: Paula Davis
Writer: Karen Roadruck
Production Manager: Mary Pat McCarthy
Creative Artist: Amy Bruecken*

Neighbors in Child Care is published quarterly by WGTE Public Broadcasting Foundation of Northwest Ohio. This newsletter is part of the research and demonstration project, *Extending "Mister Rogers' Neighborhood" to Child Care*, a joint venture of WGTE and Family Communications, Inc., the producers of MISTER ROGERS' NEIGHBORHOOD. The project has been funded by the Corporation for Public Broadcasting.

For more information about the project, contact your local public television station. Or, call Karen Roadruck, Project Coordinator at WGTE, Toledo (419) 243-3091; or Sam Newbury and Hedda Sharapan, Project Coordinators at Family Communications, Inc. (412) 687-2990.

How Can I Use Mister Rogers in Child Care?

MANY CHILD CARE providers face certain challenges in using television in the child care setting. For example, not every early childhood program has a television and/or a VCR. Not every facility can get good reception, and not every early childhood professional supports the use of television in early childhood programs. Even if you don't watch MISTER ROGERS' NEIGHBORHOOD in your class, however, you can still use the program in several ways. Here are some tips.

The *Mister Rogers' Plan & Play Book* is full of ideas and activities that can be incorporated into your current lesson plans. The index is cross-referenced by both activity and theme to help you meet the needs of the children you work with. You might choose to incorporate an activity either before the children see the program or on the following day to support the children's home viewing. You might also consider distributing some of the pages from the Plan & Play Book to the parents of the children you care for.

Another idea is to plan your early childhood activities around the weekly themes of MISTER ROGERS' NEIGHBORHOOD. For instance, Mister Rogers explores environmental issues for a week in April, and visits a recycling center. You may want to have children make things out of discarded items such as paper towel rolls or used wrapping paper – where do your preschoolers think trash goes after it leaves their houses?

You also have the resources at hand to help parents enjoy MISTER ROGERS' NEIGHBORHOOD more with their children. You can help parents encourage the viewing of quality programs by sharing with them the trolley calendars in this newsletter; these trolleys let parents know what is happening each day in the Neighborhood. And why not strengthen the parent-child relationship by sharing the words to some of Fred's songs so parents can sing along with the child at home? (Words to the songs are also found in the back of the Plan & Play Book.)



Mister Rogers' field trips, such as to a recycling center, have related activities in the Mister Rogers' Plan & Play Book.

Ways to Praise a Child

Wow ... Way to go ... Super ... You're special ... Outstanding ... Excellent ... Great ... Neat ... Well done ... Remarkable ... I knew you could do that ... I'm proud of you ... Fantastic ... Nice work ... Looking good ... Beautiful ... You're catching on ... Bravo ... Hurray for you ... How nice ... Good Job ... Good for you ... I like you ... You figured it out ... Great discovery ... Fantastic job ... Hip, hip, hurrah ... Marvelous ... Terrific ... Phenomenal ... You're important ... Super job ... You are responsible ... What a good listener ... You're growing on the inside and outside ... You tried hard ... You care ... You're a good friend ... I trust you ... You're important ... You mean a lot to me ... You make me happy ... You belong ... You've got a friend ... You make me smile ... You brighten my day ... You mean the world to me ... You're a joy ... You're a treasure ... You're wonderful ♥ I love you!

SO WE'VE HEARD: Feedback on the Teleconference

WGTE continues to get lots of positive feedback about the training teleconference EXTENDING MISTER ROGERS' NEIGHBORHOOD TO CHILD CARE.

Here are some reactions:

"I love the simplicity of Mister Rogers."
(Baton Rouge, LA)

"It was most enjoyable and informative. It had me thinking there is more that I can be doing, than what I am doing now."
(Indianapolis, IN)

"It's much easier to teach arts and crafts than feelings."
(Alabama)

"What an enlightening two hours! Our center always has made a big point of excluding any form of TV from our program. Not any more! THANKS!"
(Hershey, PA)

"It was a great presentation that prompted me into thinking more creatively in my work and play efforts."
(Schenectady, NY)

"...Although I'm not sure I'll encourage TV viewing in my day care, I will certainly use the ideas/feelings and techniques expressed today."
(Schenectady, NY)

"Thank you, Mister Rogers, for being you, for in doing so, you have helped us to be ourselves...perhaps we can pass it along!"
(Dover, DE)

"Surprise...what a good idea. What a good way to [bolster] self-esteem."
(Reno, NV)



How to Use the Trolley Schedule

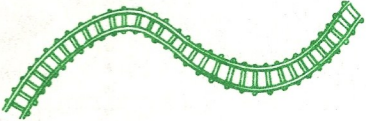

THE TROLLEY SCHEDULE identifies episodes of MISTER ROGERS' NEIGHBORHOOD that PBS stations broadcast on specific dates. (Check with your local PBS station to find out if it broadcasts MISTER ROGERS' NEIGHBORHOOD on dates different from those on the Trolley.) The specific episode number corresponds to the program description and activities in the *Mister Rogers' Plan & Play Book*. The Trolley also shows days, dates and themes of the week.

Mister Rogers' Plan & Play Book is designed for use by parents, caregivers, early childhood educators and other child care providers. In addition to over 350 pages of clearly-written and easy activities, the book also includes words to many of the songs from MISTER ROGERS' NEIGHBORHOOD and a special section with recipes and how-to's. Copies may be ordered from Family Communications, Inc.; call the FCI Marketing Department at 412-687-2990 for current order information. Or, contact your local public television station.

Take Note...and Take a Look

FRED ROGERS produces three new weeks of programs each year. These episodes are not included in the current *Mister Rogers' Plan & Play Book* – however, the new week for May 4-8 **IS** included in the back of this newsletter. The new activities will also be available late summer in a supplement that will fit neatly into the back pocket of your current Plan & Play book. Look for information in the next *Neighbors in Child Care* about ordering a supplement for programs #1636-1650. The 1992-93 PBS broadcast schedule that lists the entire next year's topics for MISTER ROGERS' NEIGHBORHOOD will also be available this summer to help you with your planning. Look for information on how you can order your copy of this schedule in the summer issue of *Neighbors in Child Care*.

APRIL

	Monday	Tuesday	Wednesday	Thursday	Friday
This Week: WHEN PARENTS GO TO WORK			1 #1613 Peanut-butter Factory; Caring & Helping	2 #1614 Oboist Natasha; Feelings When Parents Work	3 #1615 Day Care & Talk about Feelings; Exercises; Balloons
This Week: THE ENVIRONMENT	6 #1616 Reusing Instead of Throwing Away	7 #1617 A Visit to a Recycling Center	8 #1618 Sculpture from Used Things; Solving Problems	9 #1619 Mister Rogers Goes Snorkeling; Care for the Sea	10 #1620 Cooperation Helps Solve a Garbage Problem
This Week: FATHERS AND MUSIC	13 #1621 Jazz Music with Ellis Marsalis & Sons	14 #1622 How Bandages Are Made; Pretending with Dolls	15 #1623 Sweeper Fears; Live Wolves; Rogers' Grandson	16 #1624 Ella Jenkins; Feeling Shy; "Big Bad Wolf"	17 #1625 Cellist Yo-Yo Ma & Son; Fatherly Feelings
This Week: MOUTHS AND FEELINGS	20 #1626 Laughing Boxes; Many Expressions Mean Many Feelings	21 #1627 A Storyteller Visits...with Button Soup Story	22 #1628 How People Make Toothbrushes; Feeling Angry	23 #1629 Mister Rogers Visits the Dentist	24 #1630 How People Make Toothpaste; Reading Aloud
This Week: GROWING	27 #1631 Exercises and Playing for Growing; Toy Car Factory	28 #1632 A Conservatory Where People Care for Plants	29 #1633 Growing Takes Time-so Does Learning to Read	30 #1634 Mister Rogers Gets a Haircut; Growing Happens Gradually	

MAY

Monday

Tuesday

Wednesday

Thursday

Friday

This Week:
GROWING

This Week:
DRESS-UP

This Week:
PLANET PURPLE

This Week:
PLANET PURPLE

This Week:
AN OPERA

4 **#1636**
Nighttime Ballet;
Choosing Costumes
for School Play

5 **#1637**
A Library Visit &
Storyteller;
Something's Missing

6 **#1638**
Eyeglasses & Wigs
Change Appearance;
Sneakers Factory

7 **#1639**
Boys Choir of
Harlem; How People
Make Sweaters

8 **#1640**
Dress-Up Doesn't
Change You Inside;
Sign Language

11 **#1351**
Waterfalls & Faucets-
Controlling Water;
an Oboist

12 **#1352**
Things Don't Go
On & Off by Magic;
Zitar Music

13 **#1353**
Firefighting;
Small Fire in
Make-Believe

14 **#1354**
Julia Child
Makes Spaghetti;
Smokey Bear & Safety

15 **#1355**
Everything's
the Same on
Planet Purple

18 **#1356**
Differences &
Disabilities;
a Blind Boy

19 **#1357**
"The Owl and
the Pussycat";
a Real Owl

20 **#1358**
Eyeglasses;
People Have
Several Names

21 **#1359**
Feelings about
Winning and
Losing; Voting

22 **#1360**
Clowns Get into
Make-up; Planet
Purple Changes

25 **#1366**
Mister Rogers'
Sister & Nephews;
Opera Plans Begin

26 **#1367**
Washboard & Kazoo
Music; Choosing
Roles for Opera

27 **#1368**
What Do Backs
of Things
Look Like?

28 **#1369**
Diamonds & How
People Mine Them;
Sparkling Things

29 **#1370**
Neighborhood
Opera: "All in
the Laundry"

Monday

Tuesday

Wednesday

Thursday

Friday

This Week:
A NEW FRIEND

This Week:
REAL VS
IMAGINED

This Week:
MISUNDERSTANDING

This Week:
ABILITIES &
DISABILITIES

This Week:
AN OPERA

1 **#1371**
Tim Scanlon-
Deaf Visitor;
Communicating

2 **#1372**
Theater of
the Deaf;
Pantomimes

3 **#1373**
It Can Be Hard
to Understand
Deaf People

4 **#1374**
Feeling Vibrations;
Making Friends
with Tim Scanlon

5 **#1375**
Hearing Aid;
Deaf Child at Play;
Photography

8 **#1376**
Making African
Shirts; Parts
Make Up a Whole

9 **#1377**
Decorated Cakes;
Imagining More
than What's Meant

10 **#1378**
Hats; Dress-up
Play; Accordions;
Real or Pretend?

11 **#1379**
Visiting McFeely's
Granddaughter
Who Has Spina Bifida

12 **#1380**
Chrissy, McFeely's
Grandchild, Helps
Make Lunch

15 **#1381**
Player Piano;
Anger & Love;
Misunderstandings

16 **#1382**
Rare Musical
Instruments; Wedding
in Make-Believe?

17 **#1383**
Mister Rogers
Can't See Audience
through TV

18 **#1384**
Mister Rogers
Shows How He
Works His Puppets

19 **#1385**
Being Ill;
Lady Elaine's
TV Station

22 **#1386**
Film of
Chrissy's
Mainstreamed Class

23 **#1387**
A Television
Camera; Chrissy
Plans Surprise

24 **#1388**
Chrissy Rehearses
Puppet Show; Help
with Witch Fears

25 **#1389**
Chrissy Talks about
Her Braces,
Crutches, and Shoes

26 **#1390**
Making Up Your
Own Stories
and Plays

29 **#1421**
Size Isn't Important;
Be the Best of
Whatever You Are

30 **#1422**
Ocean Sounds;
Listening;
Opera Plans

JUNE

PARENTS' PAGE

Caring Messages from Caring People by Fred Rogers

MY GRANDFATHER used to say to me after our visits together, "You made this a special day, just because you're you." I often wonder these days if he knew how much that meant to me. Children have so many people in their lives who help them feel good about themselves.

Most importantly, of course, your child's sense of worth comes from you. You are your child's major world, even when you're apart during the work day. Your loving care stays with your child throughout the whole day, like an invisible soft blanket.

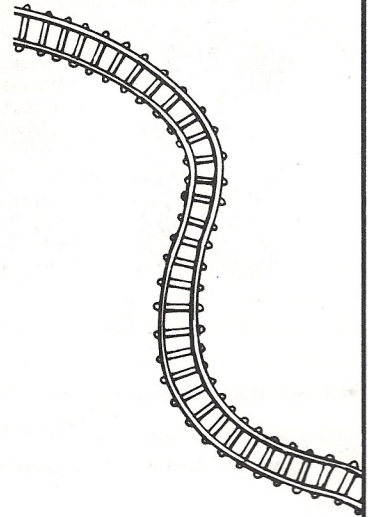

Think about how much your child's caregiver contributes, too, by letting your child know that he or she is an important person in this world. When you show your appreciation to the caregiver, you are boosting that person's sense of worth and value, which undoubtedly gets passed on to your child. Being appreciated ourselves helps us to appreciate others.

It may seem strange to some people to think that someone on a television

program could offer to a child a sense of being special. But, in fact, that's why I decided to go into the field of children's television so that we could combine what's good about television with what's good for children.

Of course, I can't give our young viewers directly what my parents and grandparents gave to me, but I can give them a "television friend" who is "neighborly" in their lives, who cares about children, and who can talk with them about all sorts of important things in childhood – from wondering how people make sneakers to worries about going to the doctor. I'm firmly convinced that those kinds of talks about "important things" are received best when they come to a child through a caring relationship, whether in person or through television.

Although my grandfather died a long time ago, the memory of his love continues to encourage me. Caring people and caring messages that come to us from many directions can strengthen us all for a long, long time.



**Watch MISTER ROGERS' NEIGHBORHOOD
on your local PBS station.**

WILLTV12

7:30 am Monday – Friday
11:30 am Monday – Friday
10:00 am Sunday

MISTER ROGERS' NEIGHBORHOOD is produced by Family Communications, Inc., a not-for-profit corporation that produces audio, video and print materials designed to encourage communication between children and adults. For more information and a catalog, please write or call: Family Communications, Inc., Dept. A, 4802 Fifth Ave., Pittsburgh, PA 15213; 412-687-2990.



Child Care Providers-Please duplicate and send this page home to your children's parents.

Plan & Play Activities – May 4-8

Theme: Dressing Up

Activities for this new week of MISTER ROGERS' NEIGHBORHOOD programs (May 4-8, #1636-40; check your local PBS station for exact broadcast dates and times) are too new to be included in the *Mister Rogers' Plan & Play Book*. So we've included them here for your convenience.

THOUGHTS FOR THE WEEK: Pretending can take many different forms, but most of it seems to be a way of trying things out – whether trying out what it would be like to be a princess or a pilot, to be able to solve problems magically, or to be in control of who does what and when. Dressing up can be a part of that pretending as children don the outfits of those they pretend to be. But sometimes children wonder if dressing up as someone else can change the person inside. It's important for them to know that although we can pretend to be someone else, we can never BE someone else.

#1636

Mister Rogers tries on a raccoon eye mask and plays a simple game of peek-a-boo from underneath the mask. In the Neighborhood of Make-Believe, Ana wants to be a ballerina in the school play, and Daniel wants to be a raccoon. Mister Rogers shows how to make a paper bag mask that covers the eye and hair. Song: "I'm Still Myself Inside."

PAPER BAG MASK




If you cut off the bottom portion of the bag, it should fit over a child's head, covering only the eyes and nose. You may have to experiment a little with this, depending on the size of the paper bags. Once the bag fits properly, you can help children cut out eyeholes so they can see through the bags. Then they can decorate the masks with yarn, markers or construction paper to represent anyone or anything they want to pretend to be. They might want to look into the mirror to see the final result. Some children may need your reassurance that they haven't changed inside. If they lift the masks, they can see their faces in the mirror. (Or, #1029 "Paper Plate Masks;" #1582 "Am I Still Me?")

#1637

Mr. McFeely brings a set of fancy crowns and shows Mister Rogers how to use them – as hoops for playing a type of basketball. In the Neighborhood of Make-Believe, Handyman Negri is supposed to polish King Friday's spare crown. He leaves it with Prince Tuesday while he looks for the polish, but when he returns, both Prince Tuesday and the crown are gone. Includes a visit to the library, and the song "Everybody's Fancy."

FANCY CROWNS

Most children will need two strips of paper, taped together to make a crown that fits. It's easiest to leave the strips flat while the child decorates the crown; later you can fasten the headband to fit the child's head exactly. Children may need your help in cutting points or fringe along the top of the crowns. Then they can decorate the strips with scrap materials or markers. Small pieces of aluminum foil, foil wrapping paper, or metallic ribbon make shiny additions to the crowns. Children might also want to glue on sequins or sprinkle glitter over glue they have drizzled on the crowns. When the glue has dried, the children can use the crowns for their pretending today. (Or #1616 "Bag Ball.")



#1638

Mister Rogers brings an assortment of wigs and eyeglasses to show that even though we can change our appearance, we don't change the person inside. In the Neighborhood of Make-Believe, people are searching for the missing crown. Includes a visit to where people make sneakers, and the song "It's the Style to Wear a Smile."



PAPER BAG WIGS

To make a paper bag wig, the bag ought to fit the child's head rather snugly. Cut out the front of the bag to frame the child's face, leaving several inches along the top across the forehead. You can make "hair" by cutting the paper into thin strips all the way around. If children want curly hair, they can roll the ends of the paper around a pencil to make them curl. Or, children could glue on yarn for the hair, and decorate the wig with ribbons and bows. Once they've tried on the wigs, they might want to add old sunglasses to the disguise.

#1639

Mister Rogers brings a costume to dress up the trolley today. It's a sweater cover. Song: "I'm Still Myself Inside."

WHAT'S UNDER THE COVER?

Select several familiar toys for this game. You can let the children see the toys and pass them around so they can feel them. Then let the children take turns selecting a toy to place under the cover, while other children close their eyes. See if they can guess what has been hidden. Some children may be able to tell from the shape of the object; others may have to feel the toy through the cover to tell what it is; and some may have to reach under the cover to touch the toy before they know what it is. Some children have a hard time waiting and taking turns, so you might want to play this game with only two or three children at a time.



#1640

It's the day for the school play in the Neighborhood of Make-Believe. Ana Platypus is pretending to be a ballerina and Daniel Tiger is a baby raccoon. Prince Tuesday is a Giant King. Maggie Stewart dresses up as Mr. McFeely and brings a film about how people make zipper sweaters. Songs: "It's You I Like;" "I'm Taking Care of You."

DRESS-UP DAY

You may already have a selection of dress-up clothes for the children to use in their pretending. If not, you could ask children to bring an item of discarded clothing from their homes. The children might want to talk about the roles they'd like to try out. Or, they might want to try on some of the clothing and then decide who they are pretending to be. If possible, let the children see themselves in a mirror, once they are in full costume. Of course, you'll want to set aside some time for pretending when the children are dressed.

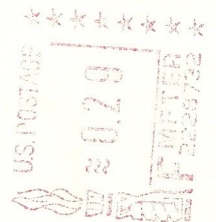


**Neighbors
In Child Care**

University of Illinois
at Urbana-Champaign

WILL-TV Channel 12

Division of Broad
1110 West Main
Urbana, IL 61801



☐ First Class
☐ Third Class

☐ Fourth Class
☐ Air Mail

☐ Tapes
☐ Manuscripts

☐ Priority Mail